


FITTINGS & GAUGES

UP TO 15,000 PSI (1000 BAR)



PRESSURE GAUGES

- Bottom mount
- 4" high visibility face with laminated safety glass dial cover
- Accurate within +/-0.5% of full scale range
- Stainless steel case, fitting and internals
- Heavy-duty movement
- Glycerin-filled for protection against vibration and pulsation
- Restrictor screw provides maximum protection against pulsation
- Blow-out pressure relief plug for maximum safety
- Pointer zero adjustment



Part No.	Dial Size		Mounting Style	Connection Type*	Units	Scale	Graduations	Maximum Operating Pressure	
	in	mm						psi	bar
25771	4	100	Bottom	1/2" NPT Male	psi	0 — 20,000 psi	200 psi	10,000	700
51126	4	100	Bottom	1/2" NPT Male	psi	0 — 30,000 psi	200 psi	15,000	1000
55416**	4	100	Bottom	1/2" NPT Male	psi/bar	0 — 30,000 psi 0 — 2000 bar	500 psi 20 bar	15,000	1000
29818	4	100	Bottom	9/16" HP Male	psi/bar	0 — 30,000 psi 0 — 2000 bar	500 psi 20 bar	15,000	1000

* See details on all connection types beginning on page I-2.
 ** Includes adapter, gland nut and collar to adapt from 9/16" HP tube nipple.

FITTINGS & GAUGES

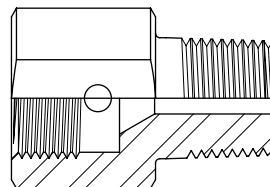
Accessories



GAUGE EXTENSION

- Raises height of gauge for unobstructed reading
- 1/2" NPT Male x 1/2" NPT Fml
- 4-1/2" (114 mm) lg.
- Stainless steel
- Copper-plated for galling resistance

Part No. 55176



GAUGE ADAPTER

- Connects gauge (part no. 29818) to 1/2" NPT Fml port
- 1/2" NPT Male x 9/16" MP female
- Small I.D. for proper seating of 9/16" HP tube nipple
- 9/16" MP gland nut and collar sold separately
- Stainless steel
- Copper-plated for galling resistance

Part No. 55402

FITTINGS & GAUGES

UP TO 15,000 PSI (1000 BAR)



THREAD LUBRICANTS

Thread Lubricants prevent threaded connections from galling together or seizing up, and are a necessary protection for stainless steel threaded components.



SILVER-BASED ANTI-SEIZE

.7 oz. Stick

Bottom twists to extend a solid, rub-on thread lubricant for easy, mess free application.


Part No. 29057



BLUE GOOP THREAD LUBRICANT

2 oz. Tube

Part No. 27721



NICKEL-BASED ANTI-SEIZE

1 lb. Brush Top Can

Part No. 28197

TEFLON TAPE



1/2" x 520" roll

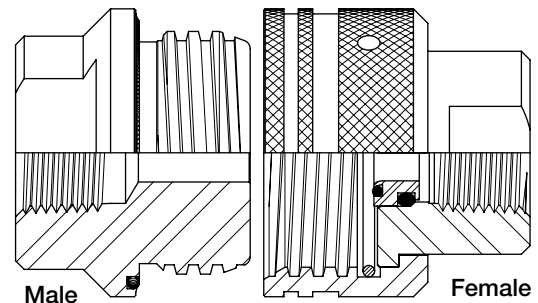
For use on pipe thread (NPT) connections.

Part No. 40282

FITTINGS & GAUGES

TWIS-LOK QUICK CONNECT COUPLINGS

- Rugged Acme threads allow easy, hand-tight connection of hoses and other components
- Garter spring-locking mechanism prevents loosening during operation
- Easily replaceable seal assembly is hydraulically-biased for sure sealing
- 3/8" and 1/2" coupling halves are interchangeable and use the same seal assembly
- Stainless steel



Part No.	Connection Type*	Coupling Halves		Seal Assembly	Maximum Operating Pressure	
		Male	Female**		psi	bar
52663	1" NPT Fml	52662	52677	52657	15,000	1000
51405	3/4" NPT Fml	51334	51665	51624	15,000	1000
51402	1/2" NPT Fml	51408	51670	51628	15,000	1000
51552	3/8" NPT Fml	51550	51554	51628	15,000	1000

* See details on all connection types beginning on page I-2.

** Female coupling halves include seal assembly.

FITTINGS & GAUGES

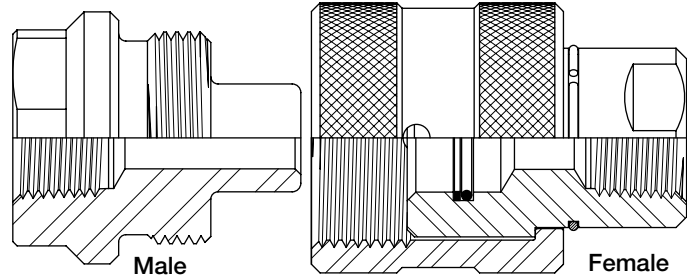
UP TO 15,000 PSI (1000 BAR)



SCREW TYPE QUICK CONNECT COUPLINGS

PARTEK STYLE

- Easy, hand-tight connection of hoses and other components
- 3/8" and 1/2" NPT coupling halves are interchangeable
- 1" Type M, 3/4" Type M and 9/16" MP coupling halves are interchangeable
- Seal kits include O-ring seal and backup ring
- Stainless steel



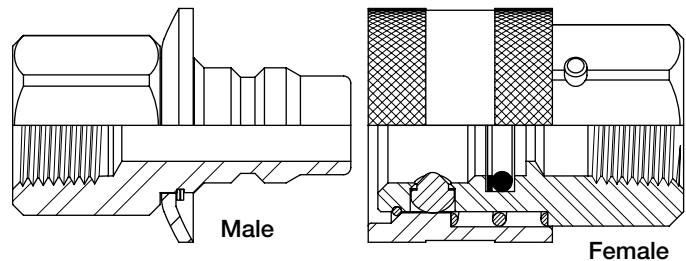
Part No.	Connection Type*	Coupling Halves		Seal Kit	Retaining Ring	Maximum Operating Pressure	
		Male	Female**			psi	bar
28921	1" NPT Fml	28921M	28921F	28921S	J70380	10,000	700
28844	3/4" NPT Fml	28844M	28844F	28844S	J70381	15,000	1000
50989	1/2" NPT Fml	50990	52684	50989S	25690	15,000	1000
54180	3/8" NPT Fml	54178	54180F	50989S	25690	15,000	1000
54754	1" Type M Male	54763	54762	54789	25690	20,000	1400
54767	3/4" Type M Male	54764	54758	54789	25690	20,000	1400
54768	9/16" MP Female	54766	54761	54789	25690	20,000	1400

* See details on all connection types beginning on page I-2.
 ** Female coupling halves include seals.

FITTINGS & GAUGES

LUG STYLE QUICK CONNECT COUPLINGS

- Spring-loaded sleeve retracts for easy connection of hoses and other components
- Safety pin prevents accidental disconnect
- 3/8" and 1/2" coupling halves are interchangeable and use the same seal assembly
- Plated steel



Part No.	Connection Type*	Coupling Halves		Maximum Operating Pressure	
		Male	Female**	psi	bar
50557	1/2" NPT Fml	26175	26176	10,000	700
50906	3/8" NPT Fml	26181	26182	10,000	700

* See details on all connection types beginning on page I-2.
 ** Female coupling halves include seal assembly.

Replacement Parts

Part No. 25212 O-Ring
 Part No. 26657 Backup Ring

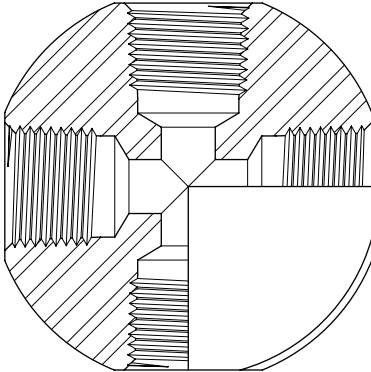
FITTINGS & GAUGES



UP TO 15,000 PSI (1000 BAR)



CROSSES – PIPE THREAD (NPT)

- Stainless steel

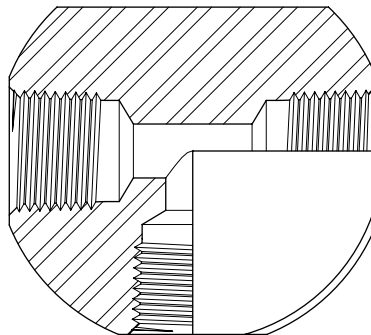




Part No.	Connection Type* 	Maximum Operating Pressure 	
		psi	bar
96048	1" NPT Fml	10,000	700
54368	3/4" NPT Fml	15,000	1000
90262	1/2" NPT Fml	15,000	1000
29532	3/8" NPT Fml	15,000	1000
28577	1/4" NPT Fml	15,000	1000

* See details on all connection types beginning on page I-2.

TEES – PIPE THREAD (NPT)

- Stainless steel

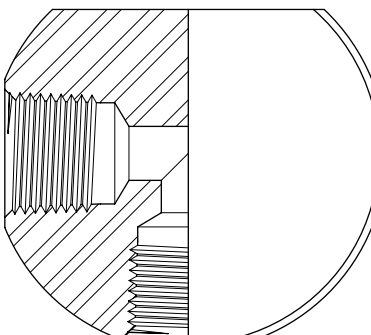




Part No.	Connection Type* 	Maximum Operating Pressure 	
		psi	bar
52673	1" NPT Fml	15,000	1000
50385	3/4" NPT Fml	15,000	1000
51001	1/2" NPT Fml	15,000	1000
50354	3/8" NPT Fml	15,000	1000
26166	1/4" NPT Fml	15,000	1000
26171	1/8" NPT Fml	15,000	1000

* See details on all connection types beginning on page I-2.

90° ELBOWS – PIPE THREAD (NPT)

- Stainless steel



Part No.	Connection Type* 	Maximum Operating Pressure 	
		psi	bar
52672	1" NPT Fml	15,000	1000
50336	3/4" NPT Fml	15,000	1000
50300	1/2" NPT Fml	15,000	1000
50298	3/8" NPT Fml	15,000	1000
26162	1/4" NPT Fml	15,000	1000
26173	1/8" NPT Fml	15,000	1000

* See details on all connection types beginning on page I-2.

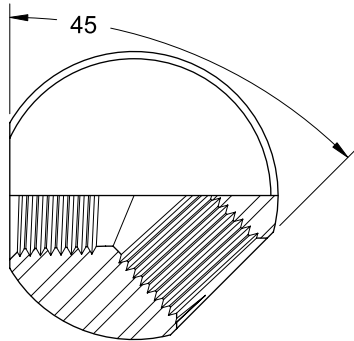
FITTINGS & GAUGES



UP TO 15,000 PSI (1000 BAR)



45° ELBOWS – PIPE THREAD (NPT)

- Stainless steel

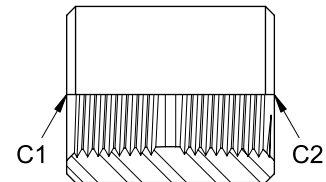





Part No.	Connection Type* 	Maximum Operating Pressure 	
		psi	bar
56594	1" NPT Fml	15,000	1000
50302	3/4" NPT Fml	15,000	1000
50824	1/2" NPT Fml	15,000	1000
50296	3/8" NPT Fml	15,000	1000

* See details on all connection types beginning on page I-2.

COUPLINGS – PIPE THREAD (NPT)

- Machined from heat-treated stainless steel to allow small outside diameters for tube cleaning.



Part No.	Connection Types* 		O.D. (D) 		Maximum Operating Pressure 	
	Connection 1 (C1)	Connection 2 (C2)	in	mm	psi	bar
52676	1" NPT Fml	1" NPT Fml	2.00	50.8	15,000	1000
28894	1" NPT Fml	3/4" NPT Fml	2.00	50.8	15,000	1000
J55701	1" NPT Fml	1/2" NPT Fml	2.00	50.8	15,000	1000
26055	3/4" NPT Fml	3/4" NPT Fml	1.50	38.1	15,000	1000
26067	3/4" NPT Fml	1/2" NPT Fml	1.50	38.1	15,000	1000
26059	3/4" NPT Fml	3/8" NPT Fml	1.50	38.1	15,000	1000
26056	1/2" NPT Fml	1/2" NPT Fml	1.19	30.2	15,000	1000
26072	1/2" NPT Fml	3/8" NPT Fml	1.19	30.2	15,000	1000
50342	1/2" NPT Fml	1/4" NPT Fml	1.25	31.8	15,000	1000
50059	1/2" NPT Fml	1/8" NPT Fml	1.19	30.2	15,000	1000
26057	3/8" NPT Fml	3/8" NPT Fml	.88	22.2	15,000	1000
26061	3/8" NPT Fml	1/4" NPT Fml	1.13	28.6	15,000	1000
26064	3/8" NPT Fml	1/8" NPT Fml	.94	23.8	15,000	1000
50816	1/4" NPT Fml	1/4" NPT Fml	.75	19.1	15,000	1000
50852	1/4" NPT Fml	1/8" NPT Fml	.75	19.1	15,000	1000
J55702	1/4" NPT Fml	1/16" NPT Fml	.75	19.1	15,000	1000
51191	1/8" NPT Fml	1/8" NPT Fml	.50	12.7	15,000	1000
50933	1/8" NPT Fml	1/16" NPT Fml	.50	12.7	15,000	1000
50638	1/16" NPT Fml	1/16" NPT Fml	.40	10.2	15,000	1000

* See details on all connection types beginning on page I-2.

FITTINGS & GAUGES

UP TO 15,000 PSI (1000 BAR)



HAMMER UNIONS – PIPE THREAD (NPT)

- Stainless steel

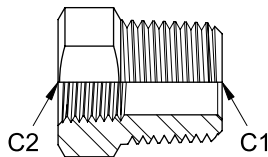


Part No.	Connection Type*	Seal	Maximum Operating Pressure	
			psi	bar
28319	1-1/4" NPT Fml	29319S	10,000	700
27181	1" NPT Fml	92011	10,000	700
50392	3/4" NPT Fml	26314	10,000	700
29485	1/2" NPT Fml	29485S	10,000	700
29486	3/8" NPT Fml	29486S	10,000	700

* See details on all connection types beginning on page I-2.

REDUCING BUSHINGS – PIPE THREAD (NPT)

- Stainless steel
- Copper-plated for galling resistance



Part No.	Connection Types*		Maximum Operating Pressure	
	Connection 1 (C1)	Connection 2 (C2)	psi	bar
29054	2" NPT Male	1-1/2" NPT Fml	7,500	500
J70392	2" NPT Male	1" NPT Fml	7,500	500
28611	1-1/2" NPT Male	1" NPT Fml	7,500	500
29828	1-1/4" NPT Male	1" NPT Fml	7,500	500
26157	1" NPT Male	3/4" NPT Fml	15,000	1000
26124	1" NPT Male	1/2" NPT Fml	15,000	1000
54721	1" NPT Male	1/4" NPT Fml	15,000	1000
26065	3/4" NPT Male	1/2" NPT Fml	15,000	1000
26063	3/4" NPT Male	3/8" NPT Fml	15,000	1000
26069	3/4" NPT Male	1/4" NPT Fml	15,000	1000
26074	3/4" NPT Male	1/8" NPT Fml	15,000	1000
26062	1/2" NPT Male	3/8" NPT Fml	15,000	1000
25904	1/2" NPT Male	1/4" NPT Fml	15,000	1000
25902	1/2" NPT Male	1/8" NPT Fml	15,000	1000
53623	1/2" NPT Male	1/16" NPT Fml	15,000	1000
25903	3/8" NPT Male	1/4" NPT Fml	15,000	1000
25901	3/8" NPT Male	1/8" NPT Fml	15,000	1000
28822	3/8" NPT Male	1/16" NPT Fml	15,000	1000
26073	1/4" NPT Male	1/8" NPT Fml	15,000	1000
J55719	1/4" NPT Male	1/16" NPT Fml	15,000	1000
26158	1/8" NPT Male	1/16" NPT Fml	15,000	1000

* See details on all connection types beginning on page I-2.

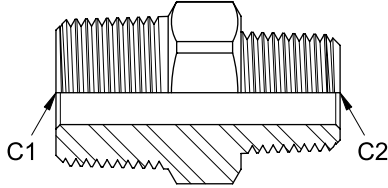
FITTINGS & GAUGES

UP TO 15,000 PSI (1000 BAR)



HEX NIPPLES – PIPE THREAD (NPT)

- Stainless steel nipples are copper plated for galling resistance



Part No.	Connection Types*		Material	Maximum Operating Pressure	
	Connection 1 (C1)	Connection 2 (C2)		psi	bar
J70382	2" NPT Male	2" NPT Male	Stainless Steel	7,500	500
J70383	2" NPT Male	1-1/2" NPT Male	Stainless Steel	7,500	500
29055	1-1/2" NPT Male	1-1/2" NPT Male	Stainless Steel	7,500	500
J70384	1-1/2" NPT Male	1-1/4" NPT Male	Stainless Steel	7,500	500
J70385	1-1/4" NPT Male	1-1/4" NPT Male	Stainless Steel	7,500	500
J70386	1-1/4" NPT Male	1" NPT Male	Stainless Steel	7,500	500
52674	1" NPT Male	1" NPT Male	Stainless Steel	15,000	1000
53054	1" NPT Male	3/4" NPT Male	Stainless Steel	15,000	1000
J70387	1" NPT Male	1/2" NPT Male	Stainless Steel	15,000	1000
26151	3/4" NPT Male	3/4" NPT Male	Stainless Steel	15,000	1000
51699	3/4" NPT Male	3/4" NPT Male	Plated Steel	15,000	1000
51702	3/4" NPT Male	1/2" NPT Male	Plated Steel	15,000	1000
J70388	3/4" NPT Male	3/8" NPT Male	Stainless Steel	15,000	1000
J70389	3/4" NPT Male	1/4" NPT Male	Stainless Steel	15,000	1000
50496	1/2" NPT Male	1/2" NPT Male	Plated Steel	15,000	1000
50488	1/2" NPT Male	1/2" NPT Male	Stainless Steel	15,000	1000
26153	1/2" NPT Male	3/8" NPT Male	Stainless Steel	15,000	1000
26084	1/2" NPT Male	1/4" NPT Male	Stainless Steel	15,000	1000
26154	1/2" NPT Male	1/8" NPT Male	Stainless Steel	15,000	1000
26152	3/8" NPT Male	3/8" NPT Male	Stainless Steel	15,000	1000
26155	3/8" NPT Male	1/4" NPT Male	Stainless Steel	15,000	1000
25454	3/8" NPT Male	1/8" NPT Male	Stainless Steel	15,000	1000
25455	1/4" NPT Male	1/4" NPT Male	Stainless Steel	15,000	1000
26075	1/4" NPT Male	1/8" NPT Male	Stainless Steel	15,000	1000
J70390	1/4" NPT Male	1/16" NPT Male	Stainless Steel	15,000	1000
25452	1/8" NPT Male	1/8" NPT Male	Stainless Steel	15,000	1000
26156	1/8" NPT Male	1/16" NPT Male	Stainless Steel	15,000	1000
J70391	1/16" NPT Male	1/16" NPT Male	Stainless Steel	15,000	1000

* See details on all connection types beginning on page I-2.

FITTINGS & GAUGES

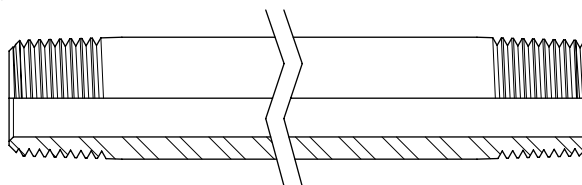
FITTINGS & GAUGES








UP TO 15,000 PSI (1000 BAR)



NIPPLES — PIPE THREAD (NPT)

- Stainless steel



Part No. specify length (in inches) in place of "XX"	Connection Type* 	O.D.		I.D.		Max. Working Pressure	
							
		in	mm	in	mm	psi	bar
J55703-XX	1" NPT Male	1.315	33.4	.599	15.2	10,000	700
26146-XX	3/4" NPT Male	1.050	26.7	.434	11.0	15,000	1000
28875-XX	3/4" NPT Male	1.050	26.7	.614	15.6	10,000	700
55450-XX	1/2" NPT Male	.840	21.3	.534	13.6	15,000	1000
51098-XX	3/8" NPT Male	.675	17.1	.415	10.5	15,000	1000
51106-XX	1/4" NPT Male	.540	13.7	.302	7.7	15,000	1000
25215-XX	1/8" NPT Male	.405	10.3	.215	5.5	15,000	1000
51397-XX	1/16" NPT Male	.312	7.9	.182	4.6	15,000	1000

* See details on all connection types beginning on page I-2.

Related Items

RIGID LANCES: PIPE THREADS — See page D-10

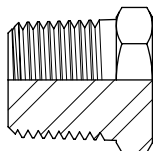
MEDIUM PRESSURE NIPPLES — See page F-18

FITTINGS & GAUGES

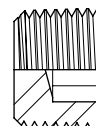
PLUGS — PIPE THREAD (NPT)




HEX HEAD

- Stainless steel plugs are copper plated for galling resistance






SOCKET HEAD



Part No.	Connection Type* 	Material	Maximum Operating Pressure	
				
			psi	bar
28602	1" NPT Male	Stainless Steel	15,000	1000
26147	3/4" NPT Male	Stainless Steel	15,000	1000
25174	1/2" NPT Male	Plated Steel	15,000	1000
26148	3/8" NPT Male	Plated Steel	15,000	1000
26149	1/4" NPT Male	Plated Steel	15,000	1000
25120	1/8" NPT Male	Plated Steel	15,000	1000

* See details on all connection types beginning on page I-2.

Part No.	Connection Type* 	Material	Maximum Operating Pressure	
				
			psi	bar
26164	3/4" NPT Male	Plated Steel	15,000	1000
26115	1/2" NPT Male	Plated Steel	15,000	1000
26077	3/8" NPT Male	Plated Steel	15,000	1000
25392	1/4" NPT Male	Plated Steel	15,000	1000
26170	1/8" NPT Male	Plated Steel	15,000	1000
25395	1/16" NPT Male	Plated Steel	15,000	1000

* See details on all connection types beginning on page I-2.

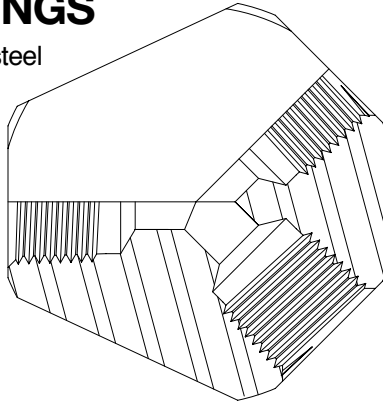
FITTINGS & GAUGES


UP TO 15,000 PSI (1000 BAR)



Y-FITTINGS

- Stainless steel

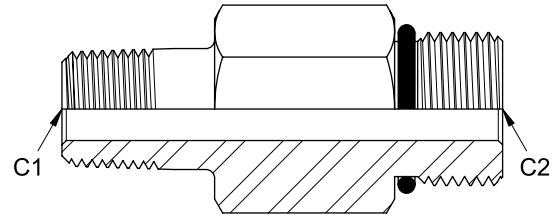



Part No.	Connection Type* 	Maximum Operating Pressure	
		psi	bar
29678	1" NPT Fml	10,000	700
70040	3/4" NPT Fml	15,000	1000
J70393	1/2" NPT Fml	15,000	1000

* See details on all connection types beginning on page I-2.

PIPE THREAD MALE TO STRAIGHT BOSS MALE ADAPTERS

- Stainless steel
- Copper plated for galling resistance

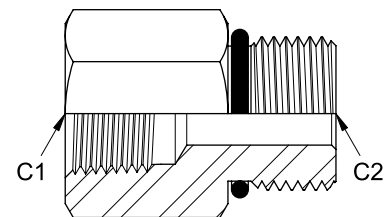



Part No.	Connection Types* 		Replacement Seal	Maximum Operating Pressure	
	Connection 1 (C1)	Connection 2 (C2)		psi	bar
50675	1/2" NPT Male	#12 Straight Boss Male	25670	10,000	700

* See details on all connection types beginning on page I-2.

PIPE THREAD FEMALE TO STRAIGHT BOSS MALE ADAPTERS

- Stainless steel



Part No.	Connection Types* 		Replacement Seal	Maximum Operating Pressure	
	Connection 1 (C1)	Connection 2 (C2)		psi	bar
54909	1/2" NPT Fml	#12 Straight Boss Male	25670	10,000	700
50674	1/2" NPT Fml	#8 Straight Boss Male	25824	10,000	700

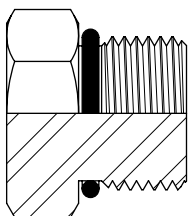
* See details on all connection types beginning on page I-2.

FITTINGS & GAUGES

UP TO 15,000 PSI (1000 BAR)

STRAIGHT BOSS PLUGS

- Stainless steel

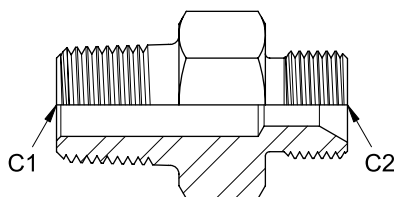


Part No.	Connection Type*	Replacement Seal	Maximum Operating Pressure	
			psi	bar
25702	#12 Straight Boss Male	25670	10,000	700
25703	#8 Straight Boss Male	25824	10,000	700

* See details on all connection types beginning on page I-2.

PIPE THREAD MALE (NPT MALE) TO TYPE M MALE ADAPTERS

- Stainless steel
- Copper plated for galling resistance

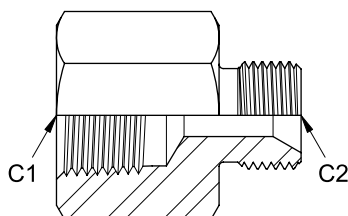


Part No.	Connection Types*		Maximum Operating Pressure	
	Connection 1 (C1)	Connection 2 (C2)	psi	bar
54719	1" NPT Male	1-5/16" Type M Male	15,000	1000
J55704	1" NPT Male	1" Type M Male	15,000	1000
28852	3/4" NPT Male	1-5/16" Type M Male	15,000	1000
29178	3/4" NPT Male	1" Type M Male	15,000	1000
J55706	3/4" NPT Male	3/4" Type M Male	15,000	1000
J55707	3/4" NPT Male	9/16" Type M Male	15,000	1000
29342	1/2" NPT Male	1" Type M Male	15,000	1000
29185	1/2" NPT Male	3/4" Type M Male	15,000	1000
28702	1/2" NPT Male	9/16" Type M Male	15,000	1000
01437	3/8" NPT Male	9/16" Type M Male	15,000	1000

* See details on all connection types beginning on page I-2.

PIPE THREAD FEMALE (NPT FML) TO TYPE M MALE ADAPTERS

- Stainless steel



Part No.	Connection Types*		Maximum Operating Pressure	
	Connection 1 (C1)	Connection 2 (C2)	psi	bar
70167	1/2" NPT Fml	1" Type M Male	15,000	1000
29327	1/2" NPT Fml	3/4" Type M Male	15,000	1000
70168	3/8" NPT Fml	3/4" Type M Male	15,000	1000

* See details on all connection types beginning on page I-2.

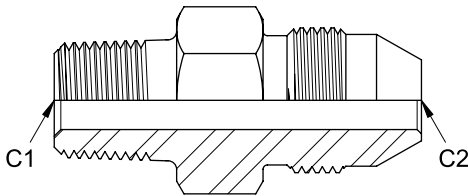
FITTINGS & GAUGES

UP TO 15,000 PSI (1000 BAR)



PIPE THREAD MALE (NPT MALE) TO MEDIUM PRESSURE MALE ADAPTERS

- Stainless steel
- Copper plated for galling resistance

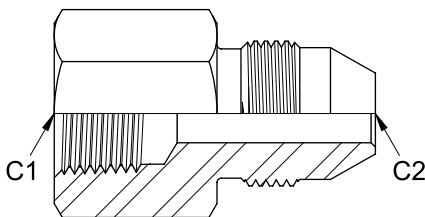


Part No.	Connection Types*		Maximum Operating Pressure	
	Connection 1 (C1)	Connection 2 (C2)	psi	bar
55033	1" NPT Male	1" MP Male	15,000	1000
29669	1" NPT Male	3/4" MP Male	15,000	1000
29316	1" NPT Male	9/16" MP Male	15,000	1000
J55708	3/4" NPT Male	1" MP Male	15,000	1000
29253	3/4" NPT Male	3/4" MP Male	15,000	1000
29180	3/4" NPT Male	9/16" MP Male	15,000	1000
28335	1/2" NPT Male	1" MP Male	15,000	1000
28261	1/2" NPT Male	3/4" MP Male	15,000	1000
27971	1/2" NPT Male	9/16" MP Male	15,000	1000
29000	1/2" NPT Male	3/8" MP Male	15,000	1000
J55709	3/8" NPT Male	9/16" MP Male	15,000	1000
J55711	3/8" NPT Male	3/8" MP Male	15,000	1000
29183	1/4" NPT Male	9/16" MP Male	15,000	1000
28610	1/4" NPT Male	3/8" MP Male	15,000	1000

* See details on all connection types beginning on page I-2.

PIPE THREAD FEMALE (NPT FML) TO MEDIUM PRESSURE MALE ADAPTERS

- Stainless steel



Part No.	Connection Types*		Maximum Operating Pressure	
	Connection 1 (C1)	Connection 2 (C2)	psi	bar
29534	3/4" NPT Fml	3/4" MP Male	15,000	1000
29673	1/2" NPT Fml	1" MP Male	15,000	1000
28903	1/2" NPT Fml	3/4" MP Male	15,000	1000
28334	1/2" NPT Fml	9/16" MP Male	15,000	1000
28003	1/2" NPT Fml	3/8" MP Male	15,000	1000
28386	3/8" NPT Fml	9/16" MP Male	15,000	1000
54958	3/8" NPT Fml	3/8" MP Male	15,000	1000
29184	1/8" NPT Fml	9/16" MP Male	15,000	1000
29182	1/4" NPT Fml	9/16" MP Male	15,000	1000

* See details on all connection types beginning on page I-2.

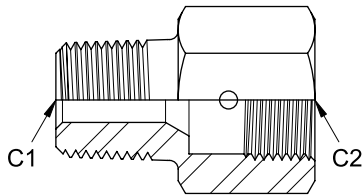
FITTINGS & GAUGES

UP TO 15,000 PSI (1000 BAR)



PIPE THREAD MALE (NPT MALE) TO MEDIUM PRESSURE FEMALE ADAPTERS

- Stainless steel
- Copper plated for galling resistance

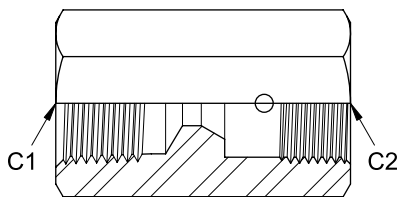


Part No.	Connection Types*		Maximum Operating Pressure	
	Connection 1 (C1)	Connection 2 (C2)	psi	bar
29392	3/4" NPT Male	1" MP Female	15,000	1000
00111	3/4" NPT Male	3/4" MP Female	15,000	1000
28092	1/2" NPT Male	9/16" MP Female	15,000	1000
J55712	1/2" NPT Male	3/8" MP Female	15,000	1000
J55713	3/8" NPT Male	9/16" MP Female	15,000	1000
J55714	3/8" NPT Male	3/8" MP Female	15,000	1000
J55716	1/4" NPT Male	9/16" MP Female	15,000	1000
J55717	1/4" NPT Male	3/8" MP Female	15,000	1000

* See details on all connection types beginning on page I-2.

PIPE THREAD FEMALE (NPT FML) TO MEDIUM PRESSURE FEMALE ADAPTERS

- Stainless steel

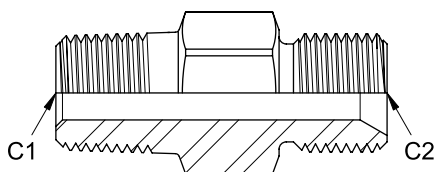


Part No.	Connection Types*		Maximum Operating Pressure	
	Connection 1 (C1)	Connection 2 (C2)	psi	bar
29186	3/4" NPT Fml	9/16" MP Female	10,000	700
29279	1/2" NPT Fml	3/4" MP Female	15,000	1000
29010	1/2" NPT Fml	9/16" MP Female	15,000	1000
28523	1/4" NPT Fml	9/16" MP Female	15,000	1000

* See details on all connection types beginning on page I-2.

PIPE THREAD MALE (NPT MALE) TO BRITISH STANDARD PIPE (BSP) MALE ADAPTERS

- Stainless steel
- Copper plated for galling resistance



Part No.	Connection Types*		Maximum Operating Pressure	
	Connection 1 (C1)	Connection 2 (C2)	psi	bar
J55789	1" NPT Male	G3/4" BSP Male	15,000	1000
55099	3/4" NPT Male	G3/4" BSP Male	15,000	1000
55098	1/2" NPT Male	G1/2" BSP Male	15,000	1000
55097	1/2" NPT Male	G3/8" BSP Male	15,000	1000
55096	1/2" NPT Male	G1/4" BSP Male	15,000	1000

* See details on all connection types beginning on page I-2.

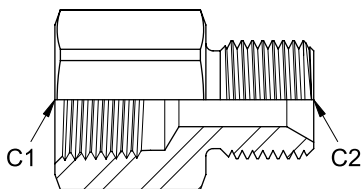
FITTINGS & GAUGES

UP TO 15,000 PSI (1000 BAR)



PIPE THREAD FEMALE (NPT FML) TO BRITISH STANDARD PIPE (BSP) MALE ADAPTERS

- Stainless steel

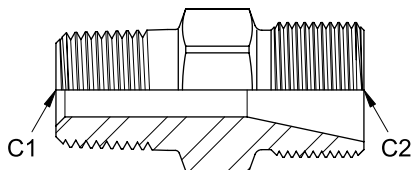


Part No.	Connection Types*		Maximum Operating Pressure	
	Connection 1 (C1)	Connection 2 (C2)	psi	bar
55224	1/2" NPT Fml	G1/2" BSP Male	15,000	1000

* See details on all connection types beginning on page I-2.

PIPE THREAD MALE (NPT MALE) TO METRIC MALE ADAPTERS

- Stainless steel
- Copper plated for galling resistance

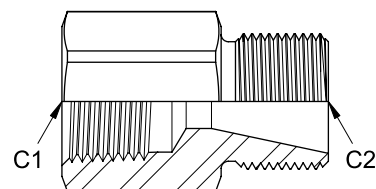


Part No.	Connection Types*		Maximum Operating Pressure	
	Connection 1 (C1)	Connection 2 (C2)	psi	bar
55094	3/4" NPT Male	M36 x 2.0 Male	15,000	1000
55093	3/4" NPT Male	M24 x 1.5 Male	15,000	1000
55092	1/2" NPT Male	M24 x 1.5 Male	15,000	1000
55091	1/2" NPT Male	M22 x 1.5 Male	15,000	1000

* See details on all connection types beginning on page I-2.

PIPE THREAD FEMALE (NPT FML) TO METRIC MALE ADAPTERS

- Stainless steel



Part No.	Connection Types*		Maximum Operating Pressure	
	Connection 1 (C1)	Connection 2 (C2)	psi	bar
55223	1/2" NPT Fml	M24 x 1.5 Male	15,000	1000
55222	1/2" NPT Fml	M22 x 1.5 Male	15,000	1000

* See details on all connection types beginning on page I-2.

FITTINGS & GAUGES

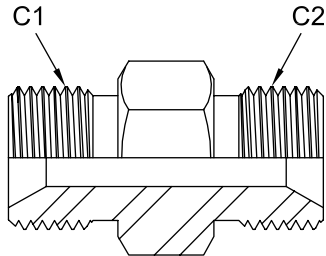
FITTINGS & GAUGES

UP TO 15,000 PSI (1000 BAR)



TYPE M MALE CONNECTORS

- Stainless steel

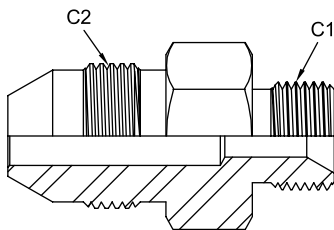


Part No.	Connection Types*		Maximum Operating Pressure	
	Connection 1 (C1)	Connection 2 (C2)	psi	bar
29058	1-5/16" Type M Male	1-5/16" Type M Male	20,000	1400
29059	1-5/16" Type M Male	1" Type M Male	20,000	1400
29060	1-5/16" Type M Male	3/4" Type M Male	20,000	1400
29061	1" Type M Male	1" Type M Male	20,000	1400
28487	1" Type M Male	3/4" Type M Male	20,000	1400
29019	1" Type M Male	9/16" Type M Male	20,000	1400
28196	3/4" Type M Male	3/4" Type M Male	20,000	1400
29062	3/4" Type M Male	9/16" Type M Male	20,000	1400
27527	9/16" Type M Male	9/16" Type M Male	40,000	2750

* See details on all connection types beginning on page I-2.

TYPE M MALE TO MEDIUM PRESSURE MALE CONNECTORS

- Stainless steel



Part No.	Connection Types*		Maximum Operating Pressure	
	Connection 1 (C1)	Connection 2 (C2)	psi	bar
28330	1-5/16" Type M Male	1" MP Male	20,000	1400
28786	1-5/16" Type M Male	3/4" MP Male	20,000	1400
28299	1-5/16" Type M Male	9/16" MP Male	20,000	1400
28433	1" Type M Male	1" MP Male	20,000	1400
28629	1" Type M Male	3/4" MP Male	20,000	1400
28631	1" Type M Male	9/16" MP Male	20,000	1400
29063	3/4" Type M Male	1" MP Male	20,000	1400
29064	3/4" Type M Male	3/4" MP Male	20,000	1400
28350	3/4" Type M Male	9/16" MP Male	20,000	1400
29065	3/4" Type M Male	3/8" MP Male	20,000	1400
29066	9/16" Type M Male	1" MP Male	20,000	1400
28804	9/16" Type M Male	3/4" MP Male	20,000	1400
28193	9/16" Type M Male	9/16" MP Male	20,000	1400
28192	9/16" Type M Male	3/8" MP Male	20,000	1400
28328	9/16" Type M Male	1/4" MP Male	20,000	1400

* See details on all connection types beginning on page I-2.

FITTINGS & GAUGES

UP TO 15,000 PSI (1000 BAR)



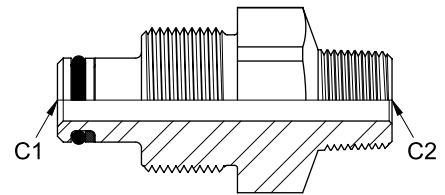
JETSTREAM HHP MALE ADAPTERS

For use with 5015Q pumps, the Jetstream HHP connection features an easily replaceable seal to prevent wear or damage to the manifold and a large bore to minimize pressure drop through fittings.

- Copper plated for galling resistance
- Stainless steel

JETSTREAM HHP MALE TO PIPE THREAD MALE (NPT) ADAPTERS

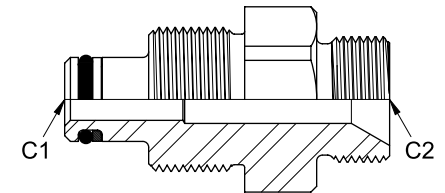
Part No.	Connection Types*		Maximum Operating Pressure	
	Connection 1 (C1)	Connection 2 (C2)	psi	bar
56863	Jetstream HHP Male	1" NPT Male	10,000	700
56862	Jetstream HHP Male	3/4" NPT Fml	15,000	1000



* See details on all connection types beginning on page I-2.

JETSTREAM HHP MALE TO TYPE M MALE ADAPTERS

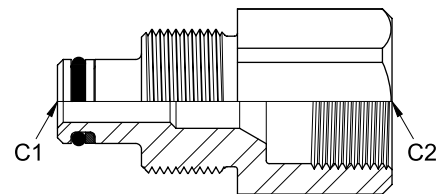
Part No.	Connection Types*		Maximum Operating Pressure	
	Connection 1 (C1)	Connection 2 (C2)	psi	bar
54844	Jetstream HHP Male	1-5/16" Type M Male	20,000	1400
55296	Jetstream HHP Male	1" Type M Male	20,000	1400



* See details on all connection types beginning on page I-2.

JETSTREAM HHP MALE TO MEDIUM PRESSURE FEMALE ADAPTERS

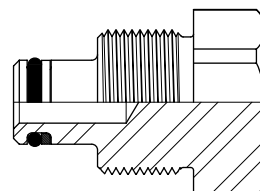
Part No.	Connection Types*		Maximum Operating Pressure	
	Connection 1 (C1)	Connection 2 (C2)	psi	bar
54846	Jetstream HHP Male	1" MP Female	20,000	1400



* See details on all connection types beginning on page I-2.

JETSTREAM HHP MALE PLUG

Part No.	Connection Type*	Maximum Operating Pressure	
		psi	bar
54847	Jetstream HHP Male	20,000	1400



* See details on all connection types beginning on page I-2.

Replacement Parts
 Part No. 26523 O-Ring
 Part No. 54854 Backup Ring

FITTINGS & GAUGES

FITTINGS & GAUGES

UP TO 15,000 PSI (1000 BAR)

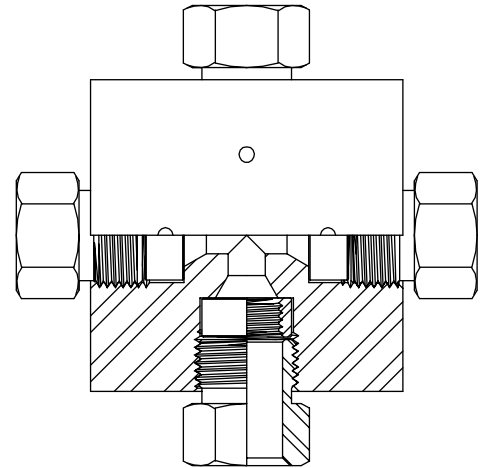


MEDIUM PRESSURE CROSSES

- All medium pressure crosses include gland nuts and collars
- Stainless steel

Part No.	Connection Type*	Maximum Operating Pressure	
		psi	bar
28301	1" MP Female	20,000	1400
29067	3/4" MP Female	20,000	1400
27969	9/16" MP Female	20,000	1400
29068	3/8" MP Female	20,000	1400
29069	1/4" MP Female	20,000	1400

* See details on all connection types beginning on page I-2.

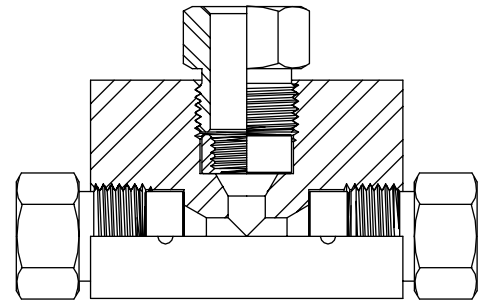


MEDIUM PRESSURE TEES

- All medium pressure tees include gland nuts and collars
- Stainless steel

Part No.	Connection Type*	Maximum Operating Pressure	
		psi	bar
29070	1" MP Female	20,000	1400
29071	3/4" MP Female	20,000	1400
27966	9/16" MP Female	20,000	1400
27964	3/8" MP Female	20,000	1400
29072	1/4" MP Female	20,000	1400

* See details on all connection types beginning on page I-2.

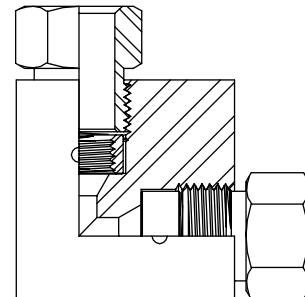


MEDIUM PRESSURE ELBOWS

- All medium pressure elbows include gland nuts and collars
- Stainless steel

Part No.	Connection Type*	Maximum Operating Pressure	
		psi	bar
29073	1" MP Female	20,000	1400
29074	3/4" MP Female	20,000	1400
28184	9/16" MP Female	20,000	1400
27997	3/8" MP Female	20,000	1400
29075	1/4" MP Female	20,000	1400

* See details on all connection types beginning on page I-2.



FITTINGS & GAUGES

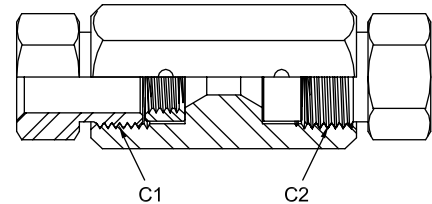
UP TO 15,000 PSI (1000 BAR)



MEDIUM PRESSURE STRAIGHT COUPLINGS

- All medium pressure straight couplings include gland nuts and collars
- Stainless steel

Part No.	Connection Types*		Maximum Operating Pressure	
	Connection 1 (C1)	Connection 2 (C2)	psi	bar
28341	1" MP Female	1" MP Female	20,000	1400
29076	1" MP Female	3/4" MP Female	20,000	1400
29077	1" MP Female	9/16" MP Female	20,000	1400
28382	3/4" MP Female	3/4" MP Female	20,000	1400
29078	3/4" MP Female	9/16" MP Female	20,000	1400
29079	3/4" MP Female	3/8" MP Female	20,000	1400
27009	9/16" MP Female	9/16" MP Female	20,000	1400
28189	9/16" MP Female	3/8" MP Female	20,000	1400
28188	9/16" MP Female	1/4" MP Female	20,000	1400
28185	3/8" MP Female	3/8" MP Female	20,000	1400
28187	3/8" MP Female	1/4" MP Female	20,000	1400
29080	1/4" MP Female	1/4" MP Female	20,000	1400



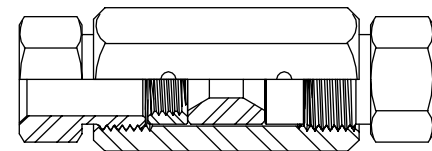
* See details on all connection types beginning on page I-2.

MEDIUM PRESSURE UNION COUPLINGS

Union couplings feature a removable seat insert that allows the fitting to slip over one end of the tubing for ease of installation in confined spaces or rigid piping applications.

- All medium pressure union couplings include gland nuts and collars
- Stainless steel

Part No.	Connection Type*	Maximum Operating Pressure	
		psi	bar
29081	1" MP Female	20,000	1400
29082	3/4" MP Female	20,000	1400
29083	9/16" MP Female	20,000	1400
29084	3/8" MP Female	20,000	1400
29119	1/4" MP Female	20,000	1400



* See details on all connection types beginning on page I-2.

FITTINGS & GAUGES

FITTINGS & GAUGES

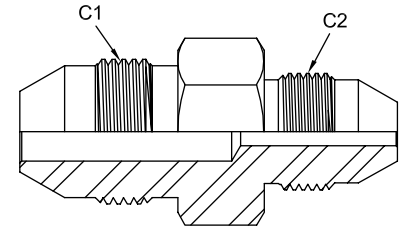
UP TO 15,000 PSI (1000 BAR)



MEDIUM PRESSURE MALE CONNECTORS

Stainless steel

Part No.	Connection Types*		Maximum Operating Pressure	
	Connection 1 (C1)	Connection 2 (C2)	psi	bar
29085	1" MP Male	1" MP Male	20,000	1400
29086	1" MP Male	3/4" MP Male	20,000	1400
29087	1" MP Male	9/16" MP Male	20,000	1400
29088	3/4" MP Male	3/4" MP Male	20,000	1400
29089	3/4" MP Male	9/16" MP Male	20,000	1400
29090	3/4" MP Male	3/8" MP Male	20,000	1400
29715	3/4" MP Male	1/4" MP Male	20,000	1400
29091	9/16" MP Male	9/16" MP Male	20,000	1400
29092	9/16" MP Male	3/8" MP Male	20,000	1400
29093	9/16" MP Male	1/4" MP Male	20,000	1400
28191	3/8" MP Male	3/8" MP Male	20,000	1400
28190	3/8" MP Male	1/4" MP Male	20,000	1400
29094	1/4" MP Male	1/4" MP Male	20,000	1400



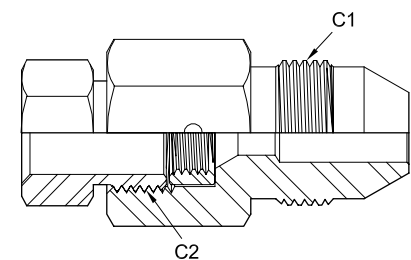
* See details on all connection types beginning on page I-2.

FITTINGS & GAUGES

MEDIUM PRESSURE MALE TO MEDIUM PRESSURE FEMALE CONNECTORS

Stainless steel

Part No.	Connection Types*		Maximum Operating Pressure	
	Connection 1 (C1)	Connection 2 (C2)	psi	bar
29095	1" MP Male	3/4" MP Female	20,000	1400
28797	1" MP Male	9/16" MP Female	20,000	1400
28462	3/4" MP Male	9/16" MP Female	20,000	1400
29096	3/4" MP Male	3/8" MP Female	20,000	1400
28186	9/16" MP Male	3/8" MP Female	20,000	1400
28726	9/16" MP Male	1/4" MP Female	20,000	1400
29097	3/8" MP Male	1/4" MP Female	20,000	1400



* See details on all connection types beginning on page I-2.

FITTINGS & GAUGES

UP TO 15,000 PSI (1000 BAR)



MEDIUM PRESSURE NIPPLES

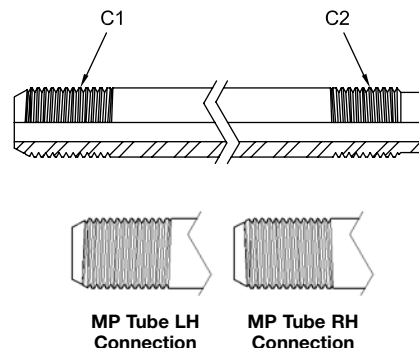
- High tensile strength, cold drawn stainless steel
- Glands and collars not included


Left-hand Medium Pressure Tubing (MP Tube LH):

For use in standard medium pressure connections (using glands and collars) or with lance fittings (no glands and collars) or tube nozzles that have medium pressure, left-handed female threads. Available in 1/4" to 1" sizes.

Right-hand Medium Pressure Tubing (MP Tube RH):

For use with lance fittings (no glands and collars) or tube nozzles that have medium pressure, right-handed female threads. Available in 1/4" to 3/4" sizes.




Part No. <small>Specify length (in inches) in place of "XX"</small>	Connection Types* 		O.D.		I.D.		Max. Working Pressure	
	Connection 1 (C1)	Connection 2 (C2)	in	mm	in	mm	psi	bar
29013-XX	1" MP Tube LH Male	1" MP Tube LH Male	.990	25.1	.688	17.5	20,000	1400
29108-XX	3/4" MP Tube LH Male	3/4" MP Tube LH Male	.740	18.8	.438	11.1	20,000	1400
29109-XX	3/4" MP Tube LH Male	3/4" MP Tube RH Male	.740	18.8	.438	11.1	20,000	1400
29110-XX	3/4" MP Tube RH Male	3/4" MP Tube RH Male	.740	18.8	.438	11.1	20,000	1400
27968-XX	9/16" MP Tube LH Male	9/16" MP Tube LH Male	.553	14.0	.312	7.9	20,000	1400
54769-XX	9/16" MP Tube LH Male	9/16" MP Tube RH Male	.553	14.0	.312	7.9	20,000	1400
54781-XX	9/16" MP Tube RH Male	9/16" MP Tube RH Male	.553	14.0	.312	7.9	20,000	1400
27960-XX	3/8" MP Tube LH Male	3/8" MP Tube LH Male	.368	9.3	.203	5.2	20,000	1400
54783-XX	3/8" MP Tube LH Male	3/8" MP Tube RH Male	.368	9.3	.203	5.2	20,000	1400
54784-XX	3/8" MP Tube RH Male	3/8" MP Tube RH Male	.368	9.3	.203	5.2	20,000	1400
54787-XX	1/4" MP Tube LH Male	1/4" MP Tube LH Male	.245	6.2	.109	2.8	20,000	1400
54788-XX	1/4" MP Tube LH Male	1/4" MP Tube RH Male	.245	6.2	.109	2.8	20,000	1400
54789-XX	1/4" MP Tube RH Male	1/4" MP Tube RH Male	.245	6.2	.109	2.8	20,000	1400

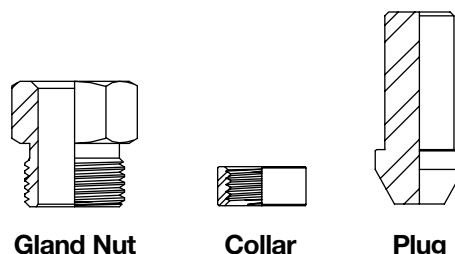
* See details on all connection types beginning on page I-2.

Related Items

NIPPLES – PIPE THREAD (NPT) — See page F-8

MEDIUM PRESSURE GLAND NUTS, COLLARS AND PLUGS

Connection Type* 	Part No.		
	Gland Nut	Collar	Plug
1" MP Male	28731	28732	29100
3/4" MP Male	28383	28384	29101
9/16" MP Male	26645	26635	27973
3/8" MP Male	28181	28180	28229
1/4" MP Male	29098	29099	29102



* See details on all connection types beginning on page I-2.


FITTINGS & GAUGES

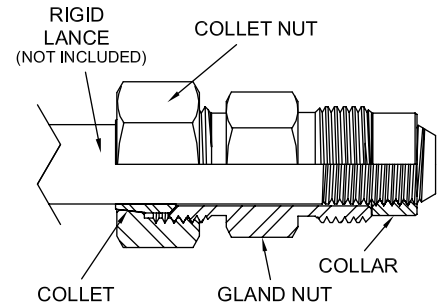
UP TO 15,000 PSI (1000 BAR)



MEDIUM PRESSURE ANTI-VIBRATION GLAND ASSEMBLIES

Used to reduce stress on tubing threads in conditions where bending or vibration are present, anti-vibration gland assemblies feature a collet that clamps onto the tubing when the connection is tightened to provide extra support and strength.

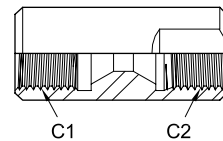
Assembly Part No.	Connection Type* 	Replacement Part No.			
		Gland Nut	Collet	Collar	Collet Nut
29103	1" MP Male	29103G	29103C	28732	29103R
29104	3/4" MP Male	29104G	29104C	28384	29104R
28268	9/16" MP Male	28268G	28268C	26635	28268R
29105	3/8" MP Male	29105G	29105C	28180	29105R
29106	1/4" MP Male	29106G	29106C	29099	29106R






* See details on all connection types beginning on page I-2.

MEDIUM PRESSURE SLIMLINE LANCE COUPLINGS

- Used to couple medium pressure rigid and flex lances without the use of glands and collars, allowing them to fit into tubes
- Additional couplings available by request
- Heat-treated stainless steel



Part No.	Connection Types* 		O.D. (D) 		Max. Working Pressure 	
	Connection 1 (C1)	Connection 2 (C2)	in	mm	psi	bar
	28668	9/16" MP Tube LH Female	9/16" MP Tube LH Female	.750	19.1	20,000
29111	9/16" MP Tube LH Female	9/16" MP Tube RH Female	.750	19.1	20,000	1400
29112	9/16" MP Tube RH Female	9/16" MP Tube RH Female	.750	19.1	20,000	1400
28349	9/16" MP Tube LH Female	3/8" MP Tube LH Female	.750	19.1	20,000	1400
28314	9/16" MP Tube RH Female	3/8" MP Tube RH Female	.750	19.1	20,000	1400
28667	3/8" MP Tube LH Female	3/8" MP Tube LH Female	.500	12.7	20,000	1400
29113	3/8" MP Tube LH Female	3/8" MP Tube RH Female	.500	12.7	20,000	1400
29114	3/8" MP Tube RH Female	3/8" MP Tube RH Female	.500	12.7	20,000	1400
28315	3/8" MP Tube RH Female	1/4" MP Tube RH Female	.500	12.7	20,000	1400
28666	1/4" MP Tube LH Female	1/4" MP Tube LH Female	.375	9.5	20,000	1400
28700	1/4" MP Tube LH Female	1/4" MP Tube RH Female	.375	9.5	20,000	1400
29115	1/4" MP Tube RH Female	1/4" MP Tube RH Female	.375	9.5	20,000	1400

* See details on all connection types beginning on page I-2.

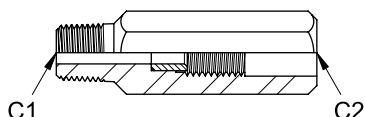
FITTINGS & GAUGES

UP TO 15,000 PSI (1,000 BAR)



RIGID LANCE ADAPTERS — MACHINE SCREW FEMALE TO PIPE THREAD MALE (NPT MALE)

- Used to connect small diameter rigid lances with machine screw threads (see page D-11) to pipe threaded hoses and fittings
- Stainless steel
- Copper plated for galling resistance



Part No.	Connection Types*		Maximum Operating Pressure	
	Connection 1 (C1)	Connection 2 (C2)	psi	bar
51039	1/8" NPT Male	1/4-28UNF Female	10,000	700
51041	1/8" NPT Male	5/16-24UNF Female	10,000	700
51043	1/8" NPT Male	3/8-24UNF Female	10,000	700

* See details on all connection types beginning on page I-2.

Related Items

RIGID LANCES: MACHINE SCREW THREADS — See page D-11

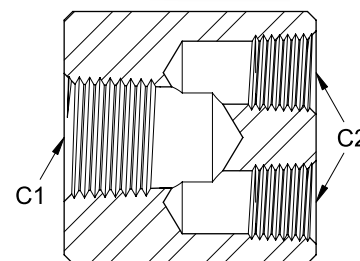
MS NOZZLES — See page E-28

DUAL LANCE MANIFOLDS — PIPE THREAD (NPT)

- Allows simultaneous operation of two lances
- Stainless steel

Part No.	Connection Types*		Maximum Operating Pressure	
	Inlet Connection (C1)	Outlet Connection (C2)	psi	bar
50999	1/2" NPT Fml	1/4" NPT Fml	15,000	1000
50585	1/2" NPT Fml	1/8" NPT Fml	15,000	1000
51401	1/2" NPT Fml	1/16" NPT Fml	15,000	1000

* See details on all connection types beginning on page I-2.



Related Items

RIGID LANCES: PIPE THREADS — See page D-10

FITTINGS & GAUGES